



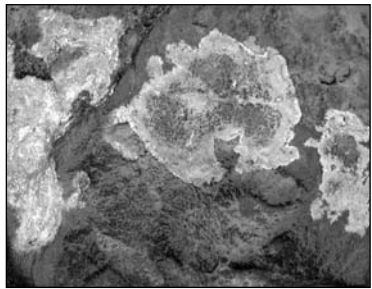
3 Ross on Wye was once known as 'Land of the Hedgehog!'
Take a look inside the church.
Can you find all the hedgehog carvings?
You might have to look up high. (There are 13 of them!)
In the church is a photo sheet to help you.

Are there any flowers special to this time of year in the church?



Come out of church and turn to your left - follow signs (on a post) around the side of the church for the John Kyrle Walk. Take time to pop into 'The Prospect'. You'll get fantastic views and will see your destination for your adventure - the riverside.

4 Whilst in The Prospect can you find lots of patterns like these?



Lichen are a strange mixture of **alga** (a tiny green plant) and a **f_n_us** (fill in the gaps).
If lots of lichen grows it shows that the air is clean in that area - it is unpolluted.

What shapes can you see?
Find 3 shapes in the lichen eg. a creature, map of UK

Now go back out of The Prospect and pick up the John Kyrle Walk again to your right through the churchyard.



5 As you walk on the path through the churchyard stop and use your eyes to travel from the bottom to the tops of the big tall trees. There are Chesnuts, Limes, Silver birch and many more. Each one had a different skin.

Can you fill these boxes with rubbings from different trees?

These trees are homes for millions of creatures. How many bird boxes can you see?



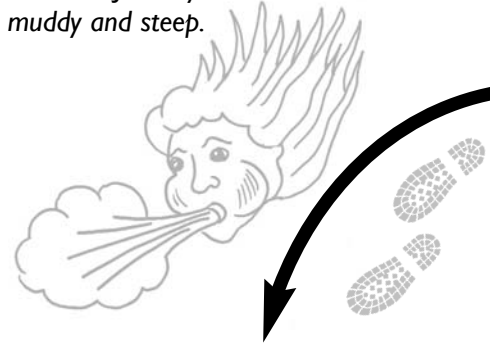
Leave the churchyard and carefully cross a small lane and take the path opposite which runs along Ashfield School playing field.
As you walk down the alley count up how many different shaped leaves you can see?

6 Stop as you come out of gate at the end of the alley. Cover your ears with your hands and count to ten. Take your hands off your ears. **What can you hear? What sounds can you hear that are made by humans?**

What are made by nature?

Can you hear the road? Can you hear the wind in the trees?

Take path which curves to left but then go down the wooden steps. At this point you leave the John Kyrle walk. Take care. The path is muddy and steep.

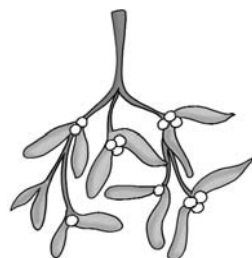


9 On your right is a big tree go and stand right in underneath it. Does it feel like a skirt? Or long dangly arms? Or something else?

If you imagine all the branches and leaves are tears you might come up with the name for this particular type of willow.

A **willow**

Cross grass towards white bollards beside road (Wye Street) and the over road towards the big metal sculpture.



...Mistletoe



...fungus



...duck

7 On your way down look out for a prickly reminder of Christmas. It says 'touch me if you dare!' What is it?



Do you know if this is a male tree or a female tree?*

In fields with animals the more nibbled the holly is nibbled on the spikier it gets - but don't you get tempted to do the nibbling!

Continue down and head for little bridge and cross over.

8 This ones not so nice! How many bits of litter can you count?

Next time you eat something outdoors how can you help to make sure natural places don't look like this?

Herefordshire Council organises litter clearing here regularly.

Head for the tunnel under road. This takes you under the big road so you don't have to cross it.



10 Some people say 'Pigs might fly'...what can you see flying here?

Head towards the river and rest your weary feet sitting on a bench!

...The trail continues on the back page!

Play 'I spy' as you go...

See if you can spot some of these things somewhere on your journey

River safety: The river bank is steep. Take great care.

11 As you sit on the bench look and see:
Does the river flow from **right to left** or **left to right**?
(Circle the answer)



Can you see any birds swimming?

Look behind and up to see where you've come from.
Which is taller the **church tower** or the **trees**?
(Circle the answer)

12 As you walk notice how many different shades of green you can see. Can you describe them?

You've had your rest! Continue your walk on along the river bank (towards the pub!).

13 If you go back towards town:
On the wall at the side of the pub is a blue sign which tells you some of the things that happened on Ross riverside in the past - can you find it?

You could even colour them when you get home.

What did people do?

When you reach the pub you could continue your walk along the river bank without us. There is another tall sculpture to discover. Or you can turn right up between the Hope and Anchor and the carpark and up the steps towards town.

14 As you climb the steps we challenge you to find something natural that is

red, yellow, silvery green, purple, rusty brown.

(Circle each one you have found)

15 Which giant silver creatures have leapt out of the river?

You will come out at the top of the stairs on Wye Street and can walk upwards (towards High Street/Tourist Information).



Where **Wild Things Play**

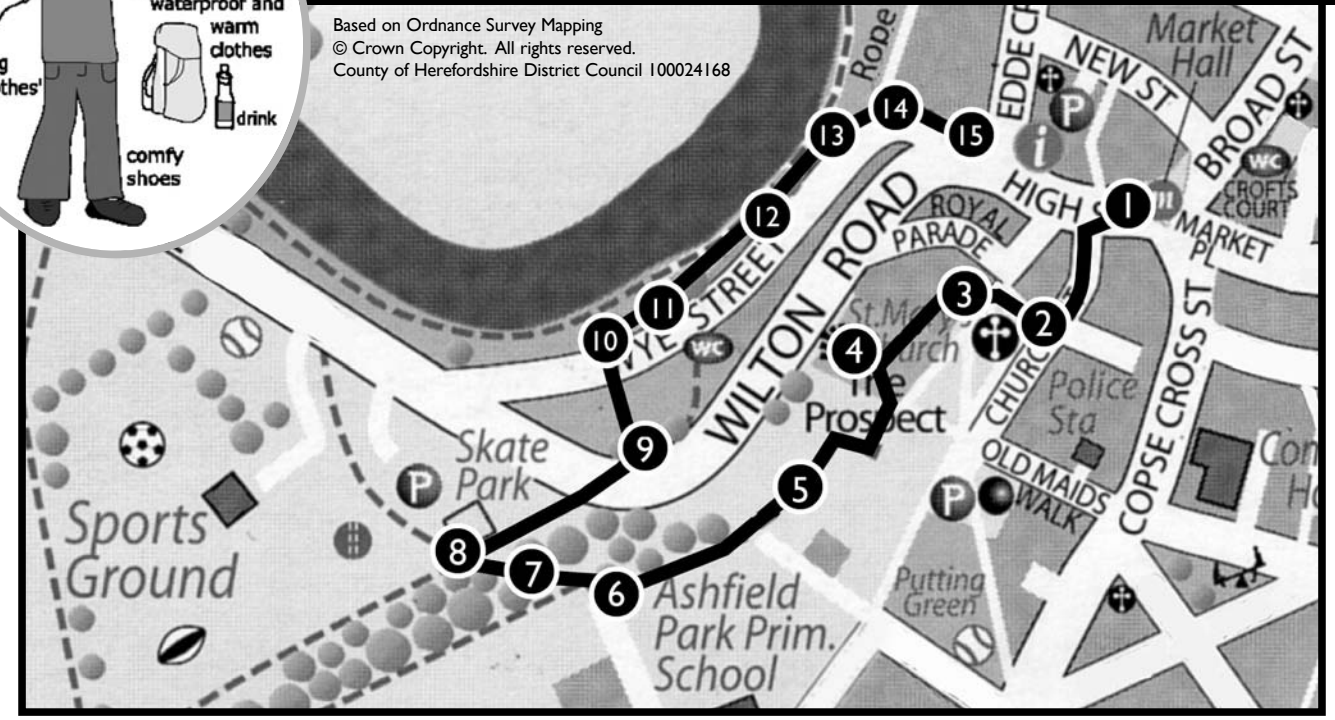
All you need is yourselves and a pencil or crayon!
Not suitable for buggies (apart from first bit to the church and The Prospect)
Better for children aged 5+

Ross on Wye: The adventurer's trail!



Kids make sure you take an adult with you - it might entertain them for a while and they usually have useful things like a pen!

Based on Ordnance Survey Mapping
© Crown Copyright. All rights reserved.
County of Herefordshire District Council 100024168



Families exploring & playing together in nature

PRIZE DRAW! PRIZE DRAW! PRIZE DRAW! PRIZE DRAW!

Draw us a picture of the best bit of nature you saw on your walk today. Or a picture of you and your family playing outdoors. You may get your picture featured in our new guide to playing outdoors in Herefordshire and you will be entered into our prize draw for a Where Wild Things Play goody bag.

Send pictures to **Where Wild Things Play, Herefordshire Nature Trust, Ledbury Road, Hereford HR1 1UT**

Don't forget to tell us your name and telephone number or email address



For more information about **Where Wild Things Play** trails, events and activities contact:

Jo Polack Tel: 01432 356872

Wildplay@herefordwt.cix.co.uk

www.wildlifetrust.org.uk/hereford/wildplay

Ross on Wye 2006

To start the trail...

leave the Ross on Wye Market House in direction of High Street, Riverside Walk and Tourist Information.

Before you leave take a quick look at the pillars of the market place. It is built from red sandstone.

Can you find the one which best shows the layers of sediment in the rock?

We think it looks like stripey ice cream! What do you think?

1 How many stone carvings of nature things you see on the walls and buildings on this first bit of your walk? Flowers, leaves, faces for example.

Turn left up Church Street. Turn right into the churchyard. Stop at the cross roads in church path in front of church

2 This cross roads is a minibeast magical land! Draw a picture of anything you can find. First you have to think about where minibeast live. Clues: a mossy stump, a silver birch, a yew tree, an ivy covered tomb. Please take care and respect the gravestones.
